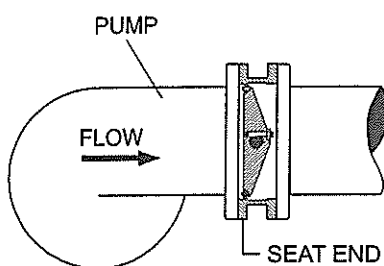
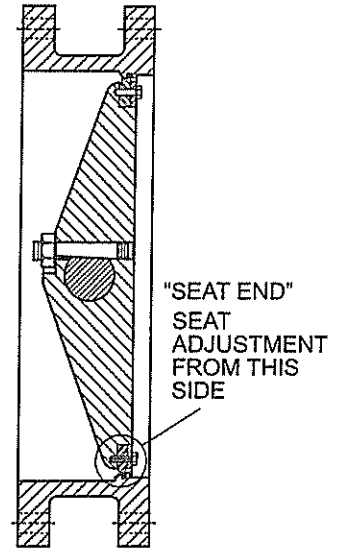


## VAL-MATIC® AMERICAN-BFV BUTTERFLY VALVE TYPICAL INSTALLATIONS

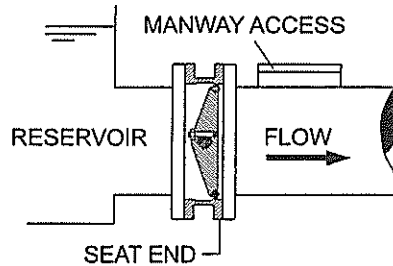
### OPERATION:

The Val-Matic Butterfly Valve is Bi-Directional, however, when deciding the valve's installation orientation, the engineer should consider the seat position in regards to flow and access. The following guidelines are intended to assist the engineer. The "SEAT END" and "SUGGESTED FLOW" are marked on the valve nameplate, which is mounted on the flange OD. The Seat End identifies which end the seat can be adjusted from when closed. The Flow Direction may affect valve torque for large valves.

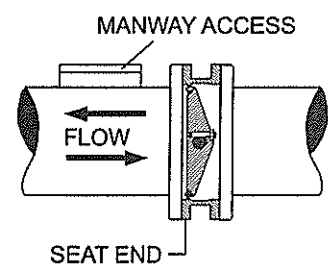
1. *Pump Discharge Applications:* The "Seat End" should be oriented toward the pump. The valve will seal tightly against return flow allowing seat adjustment if necessary.
2. *Reservoir Isolation Applications:* The "Seat End" should be oriented away from the reservoir so that seat adjustment under reservoir head is possible.
3. *General Pipeline Applications:* Orient the "Seat End" towards the access point (i.e. manway, pipe coupling, or spool).
4. *Power-Actuated Valves:* Follow the "SUGGESTED FLOW" tag when the actuator is sized for unidirectional flow.



**PUMP DISCHARGE**



**RESERVOIR ISOLATION**



**GENERAL PIPELINE**

### FLANGE REQUIREMENTS:

Flanged valves should be mated with flat-faced steel or iron flanges equipped with ring-type or full-faced resilient gaskets of 1/16" to 1/8" thickness.

### MECHANICAL JOINT ENDS:

See valve Sales Drawings for chamfering pipe when Mechanical-Joint End Valves are used with thick-wall plastic pipe to prevent disc interference.

### BURIED SERVICE:

The valve should be installed with the shaft horizontal and the actuator nut directed upwards. The valve box or extension pipe should be installed so that the nut and extension turn freely. Follow proper bedding and backfill instructions such as those given in AWWA C600.

**NOTE:** ADJUST AND TEST VALVE PRIOR TO BACKFILL.

**WARNING:** DO NOT REMOVE ACTUATOR UNLESS PIPELINE IS DRAINED OR VALVE MAY SUDDENLY OPEN OR CLOSE AND CAUSE SERIOUS INJURY OR PROPERTY DAMAGE.

## BUTTERFLY VALVE INSTALLATIONS

DATE 6-4-04

**VAL-MATIC®**

VALVE AND MANUFACTURING CORP.

DRWG. NO.

SS-1993